

Bacteria-wide detection of 6S RNAs

Stefanie Wehner

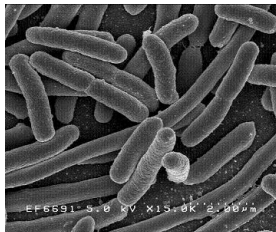
University of Marburg

Bled, Slovenia
14 February 2011

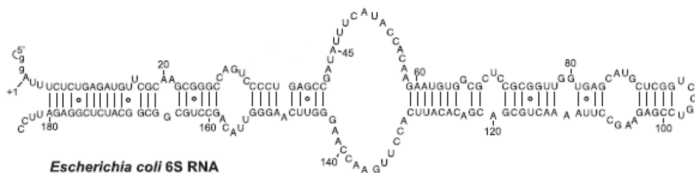
Table of contents

- 1 Introduction
- 2 Project
- 3 Basic methods
- 4 Other strategies

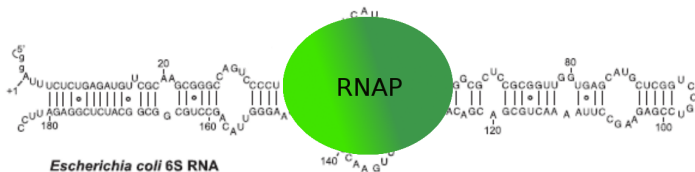
- Abundant small non-coding RNA in bacteria



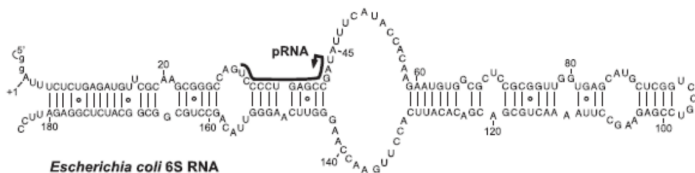
- Abundant small non-coding RNA in bacteria



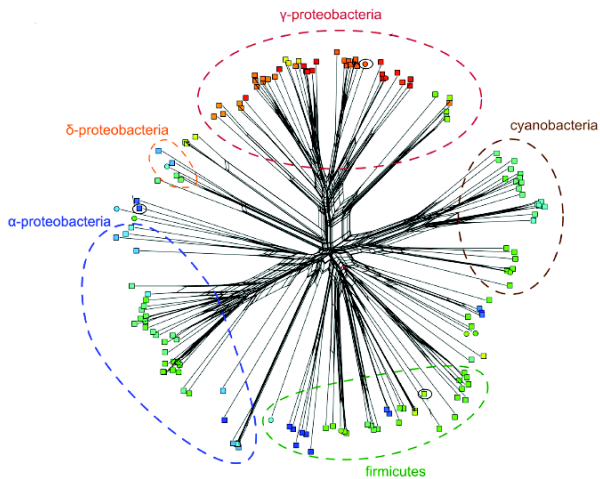
- Abundant small non-coding RNA in bacteria



- Abundant small non-coding RNA in bacteria




- Detect 6S RNAs in all bacteria



Basic methods

cyano
alpha
gamma
firmicutes
others
total



Basic methods

cyano
alpha
gamma
firmicutes
others
total

RFAM

Basic methods

	RFAM
cyano	24
alpha	31
gamma	42
firmicutes	41
others	16
total	154

Basic methods

	RFAM	Expected
cyano	24	
alpha	31	
gamma	42	
firmicutes	41	
others	16	
total	154	

Basic methods

	RFAM	Expected
cyano	24	40
alpha	31	126
gamma	42	266
firmicutes	41	229
others	16	439
total	154	1100

Basic methods

	RFAM	Expected
cyano	24	40
alpha	31	126
gamma	42	266
firmicutes	41	229
others	16	439
total	154	1100

BLAST

Basic methods

	RFAM	Expected	BLAST
cyano	24	40	37 (1)
alpha	31	126	77 (5)
gamma	42	266	195 (16)
firmicutes	41	229	137 (10)
others	16	439	12 (22)
total	154	1100	458 (54)

Basic methods

	RFAM	Expected	BLAST	infernal
cyano	24	40	37 (1)	39 (1)
alpha	31	126	77 (5)	101 (14)
gamma	42	266	195 (16)	234 (16)
firmicutes	41	229	137 (10)	194 (19)
others	16	439	12 (22)	117 (41)
total	154	1100	458 (54)	685 (91)

Basic methods

	RFAM	Expected	BLAST	infern	infern groups
cyano	24	40	37 (1)	39 (1)	
alpha	31	126	77 (5)	101 (14)	
gamma	42	266	195 (16)	234 (16)	
firmicutes	41	229	137 (10)	194 (19)	
others	16	439	12 (22)	117 (41)	
total	154	1100	458 (54)	685 (91)	

Basic methods

	RFAM	Expected	BLAST		infern		infern	groups
cyano	24	40	37 (1)		39 (1)		40	
alpha	31	126	77 (5)		101 (14)		114 (5)	
gamma	42	266	195 (16)		234 (16)		248 (3)	
firmicutes	41	229	137 (10)		194 (19)		217 (1)	
others	16	439	12 (22)		117 (41)		??	
total	154	1100	458 (54)		685 (91)		619 (9)	

Basic methods

	RFAM	Expected	BLAST		infern		infern groups	
cyano	24	40	37 (1)		39 (1)		40	
alpha	31	126	77 (5)		101 (14)		114 (5)	
gamma	42	266	195 (16)		234 (16)		248 (3)	
firmicutes	41	229	137 (10)		194 (19)		217 (1)	
others	16	439	12 (22)		117 (41)		??	
total	154	1100	458 (54)		685 (91)		619 (9)	

GotohScan

Basic methods

	RFAM	Expected	BLAST	infern	infern	infern groups	GotohScan
cyano	24	40	37 (1)	39 (1)	40	39 (1)	
alpha	31	126	77 (5)	101 (14)	114 (5)	117	
gamma	42	266	195 (16)	234 (16)	248 (3)	236 (6)	
firmicutes	41	229	137 (10)	194 (19)	217 (1)	184 (8)	
others	16	439	12 (22)	117 (41)	??	81 (71)	
total	154	1100	458 (54)	685 (91)	619 (9)	657 (86)	

Basic methods

	RFAM	Expected	BLAST	infernal	infernal groups	GotohScan	locarnascan
cyano	24	40	37 (1)	39 (1)	40	39 (1)	
alpha	31	126	77 (5)	101 (14)	114 (5)	117	
gamma	42	266	195 (16)	234 (16)	248 (3)	236 (6)	
firmicutes	41	229	137 (10)	194 (19)	217 (1)	184 (8)	
others	16	439	12 (22)	117 (41)	??	81 (71)	
total	154	1100	458 (54)	685 (91)	619 (9)	657 (86)	

Basic methods

	RFAM	Expected	BLAST	infernal	infernal groups	GotohScan	
cyano	24	40	37 (1)	39 (1)	40	39 (1)	??
alpha	31	126	77 (5)	101 (14)	114 (5)	117	??
gamma	42	266	195 (16)	234 (16)	248 (3)	236 (6)	??
firmicutes	41	229	137 (10)	194 (19)	217 (1)	184 (8)	??
others	16	439	12 (22)	117 (41)	??	81 (71)	??
total	154	1100	458 (54)	685 (91)	619 (9)	657 (86)	??

Basic methods

	RFAM	Expected	BLAST	infernal	infernal groups	GotohScan	total
cyano	24	40	37 (1)	39 (1)	40	39 (1)	
alpha	31	126	77 (5)	101 (14)	114 (5)	117	
gamma	42	266	195 (16)	234 (16)	248 (3)	236 (6)	
firmicutes	41	229	137 (10)	194 (19)	217 (1)	184 (8)	
others	16	439	12 (22)	117 (41)	??	81 (71)	
total	154	1100	458 (54)	685 (91)	619 (9)	657 (86)	

Basic methods

	RFAM	Expected	BLAST	infern	infern	infern groups	GotohScan	total
cyano	24	40	37 (1)	39 (1)	40	39 (1)	40	
alpha	31	126	77 (5)	101 (14)	114 (5)	117 (3)	119 (3)	
gamma	42	266	195 (16)	234 (16)	248 (3)	236 (6)	250 (2)	
firmicutes	41	229	137 (10)	194 (19)	217 (1)	184 (8)	218 (2)	
others	16	439	12 (22)	117 (41)	??	81 (71)	127 (86)	
total	154	1100	458 (54)	685 (91)	619 (9)	657 (86)	754 (93)	

Other strategies: Synteny

- Analysis of 10000 nt up- & downstream of 6S RNAs of the RFAM alignment

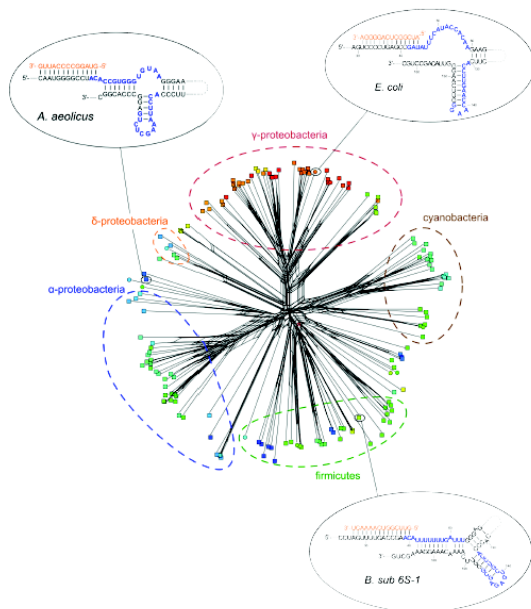
Other strategies: Synteny

- Results:

- 40% 5-formyltetrahydrofolate cyclo-ligase → A
- 34% Z-ring-associated protein → B
- 28% Recombination factor protein RarA → C
- 22% DNA-binding transcriptional activator ArgP → D

	A	B	C	D
alpha	79	41	40	2
gamma	201	235	19	121
firmicutes	8	0	157	0
others	22	76	34	3
total	311	352	257	126

Other strategies: Secondary structure rearrangements



END

Thank you for your attention!